










First Grade Lessons April 14-17

<p style="background-color: yellow; padding: 2px;">All assignment calendars will be sent out via email every Sunday night. See Canvas for attachments</p>	<p>Monday 4/13</p>	<p>Tuesday 4/14</p>	<p>Wednesday 4/15</p>	<p>Thursday 4/16</p>	<p>Friday 4/17</p>
<p>Reading</p>	<p>No School Student & Staff Holiday</p>	<p>Sight Word Review: First Grade Sight Words</p> <p>Weekly Reading Focus: Review</p>   <p>How To Retell a Story For Kids</p> <p>Independent Reading: Read a story on Raz-Kids, take the quiz. If you do not have internet access, read a book and have an adult listen to you!</p> <p>Intervention: 15 minutes on Headsprout or iReady Reading</p> <p>Enrichment: Beanstack Book Challenge How to Log Beanstack Minutes</p>	<p>Sight Word Review: First Grade Sight Words</p> <p>Reading Practice: Predict and Retell Discussion Read Aloud The Giant Jelly Bean Jar</p> <p>Independent Reading: Read a story on Raz-Kids, take the quiz. If you do not have internet access, read a book and have an adult listen to you!</p> <p>Intervention: 15 minutes on Headsprout or iReady Reading</p> <p>Enrichment: Beanstack Book Challenge How to Log Beanstack Minutes</p>	<p>Sight Word Review: First Grade Sight Words</p> <p>Reading Practice: Predict and Retell Discussion An Extraordinary Egg</p> <p>Independent Reading: Read a story on Raz-Kids, take the quiz. If you do not have internet access, read a book and have an adult listen to you!</p> <p>Intervention: 15 minutes on Headsprout or iReady Reading</p> <p>Enrichment: Beanstack Book Challenge How to Log Beanstack Minutes</p>	<p>Sight Word Review: First Grade Sight Words</p> <p>Reader's Response (SUBMIT): Predict and Retell</p>  <p>https://lamarconsolidated.sharepoint.com/w/s/curriculum/warehouse/EVWmG2pL5itAvCaWwUbQs8EBqyD0_sMUQuBwFNc5s8Q5Xw7e-g06P9j</p> <p>Independent Reading: Read a story on Raz-Kids, take the quiz. If you do not have internet access, read a book and have an adult listen to you!</p> <p>Intervention: 15 minutes on Headsprout or iReady Reading</p> <p>Enrichment: Beanstack Book Challenge How to Log Beanstack Minutes</p>
<p>Writing</p>	<p>No School Student & Staff Holiday</p>	<p>Watch the video on Brainstorming: https://www.youtube.com/watch?v=AxinVagSaA0</p>  <p>Personal Narratives To...</p> <p>Brainstorm a list of personal narrative ideas with your parents. You may even want to add photographs of the moments if you have them. Use the document attached or you can just handwrite it on a sheet of paper. Make sure you keep this paper because you will need it for the rest of the week.</p> <p>English Learners: Use the organizer to help organize your thoughts and ideas</p>	<p>Watch the video on planning: https://www.youtube.com/watch?v=nBQ8dU0KPtg</p> <p>Choose a topic from yesterday's brainstorming list that you feel you can write the most about. Use the attachment or you can fold a paper into 3 sections and label the sections B, M, and E (beginning, middle, end). Begin drawing pictures and writing a few thoughts about the beginning, middle, and end of your story. You may want to touch each section with your finger and tell your parents what you will put in each section. Make sure you keep this paper in a safe place. You will need it to help you write your story.</p> <p>English Learners: Draw a picture in each box first and label it. Ask your parent if you need help remembering the English name of something.</p>	<p>Watch the video on writing an introduction: https://www.youtube.com/watch?v=M2H29FRVof8</p> <p>Write an introduction for your story. When you finish with your introduction, you can write the beginning of your story. Use the planning page from yesterday to help you, but try to stretch those sentences and add many details. Be sure to include who was there and where you were at. When you are done, read over it and make sure it sounds the way you want it to. Then pat yourself on the back and put these pages someplace safe until tomorrow.</p> <p>English Learners: Use the planning page from yesterday to help you with your writing.</p>	<p>Read through your writing from yesterday. Today you will write the middle of your story. Use the planning page from Tuesday to help you. Be sure to add lots of details. The middle should be the longest part of your story. This is where everything happens. When you are done, read back through your writing to make sure that it sounds the way you want it to.</p>
<p>Phonics</p>	<p>No School Student & Staff Holiday</p>	<p>Click on the link below to watch the Phonics Dance Hunks and Chunks: Chant along as the video plays Hunks and Chunks</p>	<p>Click on the link below to watch the Phonics Dance Hunks and Chunks: Chant along as the video plays Hunks and Chunks</p>	<p>Click on the link below to watch the Phonics Dance Hunks and Chunks: Chant along as the video plays Hunks and Chunks</p>	<p>Click on the link below to watch the Phonics Dance Hunks and Chunks: Chant along as the video plays Hunks and Chunks</p>
<p>Math</p>	<p>No School Student & Staff Holiday</p>	<p>1. Activity (10-15 mins): -Review Addition and Subtraction Vocabulary</p> <p>2. Prodigy (15 mins): Battle as many people as you can in 15 minutes.</p> <p>3. Differentiation (15 mins): iReady Math</p> <p>Extra Online Games & Activities: Click the links to play.</p> <ul style="list-style-type: none"> • Add & Sub Word Problems • Subtraction Game • Math Facts Basketball 	<p>1. Activity (10-15 mins): Practice Addition and Subtraction Word problems in this online addition and subtraction word problem game. Add & Sub Word Problems</p> <p>2. Prodigy (15 mins): Battle as many people as you can in 15 minutes.</p> <p>3. Differentiation (15 mins): iReady Math</p> <p>Extra Online Games & Activities: Click the links to play.</p> <ul style="list-style-type: none"> • Add & Sub Word Problems • Subtraction Game • Math Facts Basketball 	<p>1. Activity (10-15 mins): Work through word problems from the attachment (Located in Canvas). Choose 4 word problems to complete. Submit your work shown through Canvas.</p> <p>2. Prodigy (15 mins): Battle as many people as you can in 15 minutes.</p> <p>3. Differentiation (15 mins): iReady Math</p> <p>Extra Online Games & Activities: Click the links to play.</p> <ul style="list-style-type: none"> • Add & Sub Word Problems • Subtraction Game • Math Facts Basketball 	<p>1. Activity (10-15 mins): Complete the 6 question Addition and Subtraction Quiz on Canvas.</p> <p>2. Prodigy (15 mins): Battle as many people as you can in 15 minutes.</p> <p>3. Differentiation (15 mins): iReady Math</p> <p>Extra Online Games & Activities: Click the links to play.</p> <ul style="list-style-type: none"> • Add & Sub Word Problems • Subtraction Game • Math Facts Basketball
<p>Social Studies</p>	<p>No School Student & Staff Holiday</p>	<p>Students will complete My 2020 Covid-19 Time Capsule</p> <ol style="list-style-type: none"> 1. Color the front cover 2. Living through history right now page 1- use some of the choices at the top to help complete the page. (If you don't have access to a printer students can just complete on paper.)  <p>Cover sheet</p>  <p>Page 1</p>	<p>Continue My 2020 Covid-19 Time Capsule</p> <p>Complete page 2 All About Me-Favorite things, best friends, and what you want to be when you grow up.</p>  <p>All about me Page 2</p>	<p>Continue My 2020 Covid-19 Time Capsule</p> <p>Complete page 3 How I'm Feeling How are you feeling? (words that describe your feelings? What are you thankful for? What have you learned? What are three things you are excited to do when this is over?</p>  <p>How I'm feeling pg...</p>	<p>Continue My 2020 Covid-19 Time Capsule</p> <p>Complete page 4- My Community Where am I living at this time? What things are you doing to help stay connected and have fun?</p>  <p>My Communi...</p>
<p>Extra Resources</p>	<p>Can be found under Class Link:</p> <ul style="list-style-type: none"> ● Prodigy ● Brain Pop Jr. ● Pebble Go ● iReady Reading/Math ● Raz-Kids ● Epic 	<p>Can be found under Class Link:</p> <ul style="list-style-type: none"> ● Prodigy ● Brain Pop Jr. ● Pebble Go ● iReady Reading/Math ● Raz-Kids ● Epic 	<p>Can be found under Class Link:</p> <ul style="list-style-type: none"> ● Prodigy ● Brain Pop Jr. ● Pebble Go ● iReady Reading/Math ● Raz-Kids ● Epic 	<p>Can be found under Class Link:</p> <ul style="list-style-type: none"> ● Prodigy ● Brain Pop Jr. ● Pebble Go ● iReady Reading/Math ● Raz-Kids ● Epic 	<p>Can be found under Class Link:</p> <ul style="list-style-type: none"> ● Prodigy ● Brain Pop Jr. ● Pebble Go ● iReady Reading/Math ● Raz-Kids ● Epic