








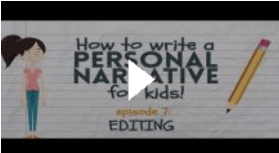















First Grade Lessons April 20-24

<p>All assignment calendars will be sent out via email every Sunday night. See Canvas for attachments</p>	<p>Monday 4/20</p>	<p>Tuesday 4/21</p>	<p>Wednesday 4/22</p>	<p>Thursday 4/23</p>	<p>Friday 4/24</p>
<p>Reading</p>	<p>Sight Word Review: First Grade Sight Words</p> <p>Weekly Reading Focus: Reading and understanding Persuasive Text</p> <p>Watch the video below then look at the anchor chart.</p> <p>Reading Persuasive Text</p>  <p>Intro to Persuasive Text Using TV Ads</p> <p>Independent Reading: Read a story on Raz-Kids, take the quiz. If you do not have internet access, read a book and have an adult listen to you!</p> <p>Intervention: 15 minutes on Headsprout or iReady Reading</p> <p>Enrichment: Beanstack Book Challenge How to Log Beanstack Minutes</p>	<p>Sight Word Review: First Grade Sight Words</p> <p>Weekly Reading Focus: Reading and understanding Persuasive Text</p> <p>Persuading Miss Doover: Listen to read aloud and answer discussion questions</p>  <p>https://youtu.be/HtaossPEvg</p> <p>Independent Reading: Read a story on Raz-Kids, take the quiz. If you do not have internet access, read a book and have an adult listen to you!</p> <p>Intervention: 15 minutes on Headsprout or iReady Reading</p> <p>Enrichment: Beanstack Book Challenge How to Log Beanstack Minutes</p>	<p>Sight Word Review: First Grade Sight Words</p> <p>Weekly Reading Focus: Reading and understanding Persuasive Text</p> <p>Hey, Little Ant: Listen to read aloud and answer discussion questions</p>  <p>Hey, Little Ant</p> <p>Independent Reading: Read a story on Raz-Kids, take the quiz. If you do not have internet access, read a book and have an adult listen to you!</p> <p>Intervention: 15 minutes on Headsprout or iReady Reading</p> <p>Enrichment: Beanstack Book Challenge How to Log Beanstack Minutes</p>	<p>Sight Word Review: First Grade Sight Words</p> <p>Weekly Reading Focus: Reading and understanding Persuasive Text</p> <p>You Don't want a Unicorn: Listen to read aloud and complete persuasive text assignment</p>  <p>AME DYCKMAN READS YOU DON'T WANT A UNICORN!</p>  <p>You Don't Want a U...</p> <p>Independent Reading: Read a story on Raz-Kids, take the quiz. If you do not have internet access, read a book and have an adult listen to you!</p> <p>Intervention: 15 minutes on Headsprout or iReady Reading</p> <p>Enrichment: Beanstack Book Challenge How to Log Beanstack Minutes</p>	<p>Sight Word Review: First Grade Sight Words</p> <p>Weekly Reading Focus: Reading and understanding Persuasive Text</p> <p>I Wanna Iguana: Listen to read aloud, complete, and SUBMIT persuasive text assessment</p>  <p>I Wanna Iguana</p> <p>Independent Reading: Read a story on Raz-Kids, take the quiz. If you do not have internet access, read a book and have an adult listen to you!</p> <p>Intervention: 15 minutes on Headsprout or iReady Reading</p> <p>Enrichment: Beanstack Book Challenge How to Log Beanstack Minutes</p>
<p>Writing</p>	<p>Make sure you have all of your writing from last week. Today you will work on writing the middle of your story. The middle is where most of the important events in your story happen. Make sure you are adding plenty of details so your reader has a good picture in their mind of what happened. First, read over what you wrote last week so you know where to start writing today. Use your planning page to help you.</p> <p>English Learners: Use the graphic organizer to help you write your story.</p>	<p>You have been working really hard on this story! Today you are going to finish up by writing an ending to your story and a conclusion.</p> <ol style="list-style-type: none"> 1. Read back over all of your writing. 2. Write about how the story ended. 3. Watch the video for how to write a conclusion- <p>https://www.youtube.com/watch?v=Links to an external site.</p>  <ol style="list-style-type: none"> 4. Write a conclusion for your story. <p>English learners: Give students a sentence starter or frame.</p>	<p>Your story is almost done! However, good writers always go back and see how they can make their writing even better. Watch the video on how to revise your story.</p> <p>Writing a Personal Narrative: Revising for Kids</p> <p>Writing a Personal Narrative: Revising for Kids</p>  <p>Now you are going to use a pen and try to revise your writing by adding more details. Try to add or change at least one thing per page.</p> 	<p>You are almost finished with your personal narrative. Today you will edit your writing. Watch this video on editing...</p> <p>Writing a Personal Narrative: Editing for Kids</p>  <p>Now you will edit your writing using the color codes. Get your red, yellow, green, and purple crayons and get started. See the attachment for what to do with each color.</p>  <p>Revising & Editing C...</p>	<p>Publish your story by submitting it into the discussion board on Canvas and submit it to</p>
<p>Phonics</p>	<p>Click on the link below to watch the Phonics Dance Hunks and Chunks: Chant along as the video plays Hunks and Chunks</p>	<p>Click on the link below to watch the Phonics Dance Hunks and Chunks: Chant along as the video plays Hunks and Chunks</p>	<p>Click on the link below to watch the Phonics Dance Hunks and Chunks: Chant along as the video plays Hunks and Chunks</p>	<p>Click on the link below to watch the Phonics Dance Hunks and Chunks: Chant along as the video plays Hunks and Chunks</p>	<p>Click on the link below to watch the Phonics Dance Hunks and Chunks: Chant along as the video plays Hunks and Chunks</p>
<p>Math</p> <p>Unit Key Ideas & Student Expectations</p>  <p>Money Unit Student E...</p> <p>**REMEMBER all DETAILS/LINKS for lessons and practice are in Canvas!***</p>	<ol style="list-style-type: none"> 1. Lesson: <ul style="list-style-type: none"> • Watch the Money Song (link in Canvas) • Review over Coin Descriptions located in Canvas 2. Practice: Practice Identifying/Sorting coins in this online game Identifying Coins Game 3. Prodigy: Battle as many people as you can in 10 minutes. 4. Differentiation: iReady Math <p>Extra Online Games & Activities: Click the links to play.</p>	<ol style="list-style-type: none"> 1. Lesson: Watch the Counting Pennies Video Lesson in Canvas. 2. Practice: Choose ONE way to practice counting a collection of pennies. Either online game or on paper. See attachments in Canvas. 3. Prodigy: Battle as many people as you can in 10 minutes. 4. Differentiation: iReady Math <p>Extra Online Games & Activities: Click the links to play.</p>	<ol style="list-style-type: none"> 1. Lesson: Watch the Counting Nickels Video Lesson in Canvas 2. Practice: Choose ONE way to practice counting a collection of Nickels. Either online game or on paper. See attachments in Canvas. 3. Prodigy: Battle as many people as you can in 10 minutes. 4. Differentiation: iReady Math <p>Extra Online Games & Activities: Click the links to play.</p>	<ol style="list-style-type: none"> 1. Lesson: Watch the Counting Dimes Video Lesson in Canvas 2. Practice: Choose ONE way to practice counting a collection of Nickels. Either online game or on paper. See attachments in Canvas. 3. Prodigy: Battle as many people as you can in 10 minutes. 4. Differentiation: iReady Math <p>Extra Online Games & Activities: Click the links to play.</p>	<ol style="list-style-type: none"> 1. Lesson: Watch the Counting Dimes Video Lesson in Canvas 2. Practice: Students will complete a Counting Coins Quiz & Submit through Canvas 3. Prodigy: Battle as many people as you can in 10 minutes. 4. Differentiation: iReady Math <p>Extra Online Games & Activities: Click the links to play.</p>
<p>Social Studies</p> <p>Students will continue to complete My 2020 Covid-19 Time Capsule Book 1. Complete pg.5 -You are stuck at home -What are you doing to stay busy?</p> <p>Draw, write or label what you are doing.</p>  <p>Stuck at home pg.5</p>	<p>Students will complete My 2020 Covid-19 Time Capsule</p> <ol style="list-style-type: none"> 1. Complete pg.6-You will place the handprints of everyone in your family on this page. (see example)  <p>handprint</p>  <p>Handprint pg. 6</p>	<p>Earth Day!</p> <p>Students will watch YouTube video to learn about Earth Day!</p> <p>https://www.youtube.com/watch?v=y13zgcOTv8</p> <p>Students will write 3 sentences on how they can make the earth a better place (pick up trash, plant trees, reduce/reuse/recycle, save electricity, etc)</p> <p>See worksheet or student can write on paper if can't print out. SUBMIT TO TEACHER!</p>	<p>Continue My 2020 Covid-19 Time Capsule</p> <ol style="list-style-type: none"> 1. Complete pg.7- Interview your parent and fill in the information.  <p>Interview Parent pg...</p>	<p>Continue My 2020 Covid-19 Time Capsule</p> <ol style="list-style-type: none"> 1. Complete pg.8-Parents will write a letter to their child. Please submit when you have completed the book.  <p>Letter pg. 8</p>	<p>Continue My 2020 Covid-19 Time Capsule</p>

	 Stuck at home pg.5	handprint  Handprint pg. 6	 See worksheet or student can write on paper if can't print out. SUBMIT TO TEACHER!  EarthDayW orksheetl...	 Interview Parent pg...	 Letter pg. 8
Extra Resources	Can be found under Class Link: <ul style="list-style-type: none"> ● Prodigy ● Brain Pop Jr. ● Pebble Go ● iReady Reading/Math ● Raz-Kids ● Epic 	Can be found under Class Link: <ul style="list-style-type: none"> ● Prodigy ● Brain Pop Jr. ● Pebble Go ● iReady Reading/Math ● Raz-Kids ● Epic 	Can be found under Class Link: <ul style="list-style-type: none"> ● Prodigy ● Brain Pop Jr. ● Pebble Go ● iReady Reading/Math ● Raz-Kids ● Epic 	Can be found under Class Link: <ul style="list-style-type: none"> ● Prodigy ● Brain Pop Jr. ● Pebble Go ● iReady Reading/Math ● Raz-Kids ● Epic 	Can be found under Class Link: <ul style="list-style-type: none"> ● Prodigy ● Brain Pop Jr. ● Pebble Go ● iReady Reading/Math ● Raz-Kids ● Epic