





First Grade Lessons March 23-27

All assignments and links will be sent out via email every Sunday night.	Monday 3/23	Tuesday 3/24	Wednesday 3/25	Thursday 3/26	Friday 3/27
Reading	<p>Make sure you are able to log on to i-Ready, RAZ-kids, and Headsprout through Class Link</p>	<p>Make sure you are able to log on to i-Ready, RAZ-kids, and Headsprout through Class Link</p>	<p>Sight Word Review: First Grade Sight Words</p> <p>Listen to Read Aloud: <i>Can I Join Your Club?</i> Can I Join Your Club?</p> <p>Readers Response: 1. Draw a picture of the main characters and the setting; label it. 2. At the bottom of your drawing using complete sentences, write who your favorite character was and why. 3. Have your parent take a picture of your paper and e-mail it to your teacher.</p>  <p>Independent Reading: Read a story on Raz-Kids, take the quiz. If you do not have internet access, read a book and have an adult listen to you!</p> <p>Intervention/Enrichment: 15 minutes on Headsprout</p>	<p>Sight Word Review: First Grade Sight Words</p> <p>Listen to Read Aloud: <i>Ralph Tells A Story</i> Read Aloud Ralph Tells a Story</p> <p>Readers Response: 1. Draw a picture of the main characters and the setting; and label it. 2. At the bottom of your drawing using complete sentences, write who your favorite character was and why. 3. Have your parent take a picture of your paper and e-mail it to your teacher.</p> <p>Independent Reading: Read a story on Raz-Kids, take the quiz. If you do not have internet access, read a book and have an adult listen to you!</p> <p>Intervention/Enrichment: 15 minutes on Headsprout</p>	<p>Sight Word Review: First Grade Sight Words</p> <p>Listen to Read Aloud: <i>Nugget and Fang</i> Nugget and Fang Read Aloud</p> <p>Readers Response: 1. Draw a picture of the main characters and the setting; label it. 2. At the bottom of your drawing using complete sentences, write who your favorite character was and why. 3. Have your parent take a picture of your paper and e-mail it to your teacher.</p> <p>Independent Reading: Read a story on Raz-Kids, take the quiz. If you do not have internet access, read a book and have an adult listen to you!</p> <p>Intervention/Enrichment: 15 minutes on Headsprout</p>
Writing	<p>Make sure you are able to log on to i-Ready, RAZ-kids, and Headsprout through Class Link</p>	<p>Make sure you are able to log on to i-Ready, RAZ-kids, and Headsprout through Class Link</p>	<p>Review writing a friendly letter:-</p> <ol style="list-style-type: none"> Go to Brainpop Jr. (Found in ClassLink) search for sending a letter. Watch the brainpop video to review over the parts of a letter and how to send a letter. <p>Write a friendly letter to your teacher telling her about what you been doing. Remember to include the 5 parts of your letter (Heading, Greeting, Body, Closing, Signature). See example below:</p> 	<p>Review writing a friendly letter</p> <p>Listen to your favorite Pete the Cat book http://www.petethecatbooks.com/ On you tube.</p> <p>Then, write a letter to Pete. Feel free to mail it to him</p> 	<p>Review letter writing</p> <p>Write a friendly letter to a classmate or family member. Remember to include the 5 parts of your letter (Heading, Greeting, Body, Closing, Signature). See example below:</p> 
Phonics	<p>Make sure you are able to log on to i-Ready, RAZ-kids, and Headsprout through Class Link</p>	<p>Make sure you are able to log on to i-Ready, RAZ-kids, and Headsprout through Class Link</p>	<p>Click on the link below to watch the Phonics Dance Hunks and Chunks: Chant along as the video plays Hunks and Chunks</p>	<p>Click on the link below to watch the Phonics Dance Hunks and Chunks: Chant along as the video plays Hunks and Chunks</p>	<p>Click on the link below to watch the Phonics Dance Hunks and Chunks: Chant along as the video plays Hunks and Chunks</p>
Math	<p>Make sure you are able to log on to i-Ready, RAZ-kids, and Headsprout through Class Link</p>	<p>Make sure you are able to log on to i-Ready, RAZ-kids, and Headsprout through Class Link</p>	<p>1. Daily Lesson: Think Central Module 10 Lesson 10.3- Skip Count by 2's</p> <p>2. Activity: Gather different objects (goldfish, m&m's, pretzels, socks, beads, etc) and put them in groups of 2. Skip count the objects by 2's until you have 120.</p> <p>**Hard copy of lesson is linked below if you'd rather use that** Skip Count by 2's</p> <p>3. Intervention: iReady Math (15 Minutes)</p> <p>Extra Activities Ideas:</p> <ul style="list-style-type: none"> Jump rope while skip counting by 2's to 120 Skip count by 2's to 120 while doing jumping jacks. Jog in place while you skip count by 2's to 120. 	<p>1. Daily Lesson: Think Central Module 10 Lesson 10.4- Skip Count by 5's</p> <p>2. Activity: Gather as many nickels as you can. Talk about the value of a nickel being 5 cents. Practice skip counting the nickels by 5's to determine the total value of the nickels. OR Gather different objects (goldfish, m&m's, pretzels, dry beans, beads, etc) and put them in groups of 5. Skip count the objects by 5's until you have 120 objects. **Hard copy of lesson is linked below if you'd rather use that** Skip Count by 5's</p> <p>3. Intervention: iReady Math (15 Minutes)</p> <p>Extra Activities Ideas:</p> <ul style="list-style-type: none"> Jump rope while skip counting by 5's to 120 Skip count by 5's to 120 while doing jumping jacks. Jog in place while you skip count by 5's to 120. 	<p>1. Daily Lesson: Think Central Module 10 Lesson 10.5- Skip Count by 10's</p> <p>2. Activity: Gather as many dimes as you can. Talk about the value of a dime being 10 cents. Practice skip counting the dimes by 10's to determine the total value of the nickels. OR Gather different objects (goldfish, m&m's, pretzels, dry beans, beads, etc) and put them in groups of 10. Skip count the objects by 10's until you have 120 objects. **Hard copy of lesson is attached below if you'd rather use that** Skip Count by 10's</p> <p>3. Intervention: iReady Math (15 Minutes)</p> <p>Extra Activities Ideas:</p> <ul style="list-style-type: none"> Jump rope while skip counting by 10's to 120 Skip count by 10's to 120 while doing jumping jacks. Jog in place while you skip count by 10's to 120.
Social Studies/ Science	<p>Make sure you are able to log on to i-Ready, RAZ-kids, and Headsprout through Class Link</p>	<p>Make sure you are able to log on to i-Ready, RAZ-kids, and Headsprout through Class Link</p>	<p>1. Watch Physical Properties of Objects (Matter)- Stemsopes video Discuss how you can classify objects in different ways. (see attached link in email)</p>	<p>1. Re-watch and Review Physical Properties of Objects video from Wednesday. Complete physical properties worksheet orally or print out see attachment below.</p>	<p>1. Watch changes from heat video (see attached link in email)</p> <p>2. Write a letter to your teacher explaining how solids turn to liquid. Provide examples: A chocolate kiss can turn to a liquid when heat is applied.</p>
Extra Resources	<p>Can be found under Class Link:</p> <ul style="list-style-type: none"> ● Prodigy ● Brain Pop Jr. ● Pebble Go ● iReady Reading/Math ● Raz-Kids ● Epic 	<p>Can be found under Class Link:</p> <ul style="list-style-type: none"> ● Prodigy ● Brain Pop Jr. ● Pebble Go ● iReady Reading/Math ● Raz-Kids ● Epic 	<p>Can be found under Class Link:</p> <ul style="list-style-type: none"> ● Prodigy ● Brain Pop Jr. ● Pebble Go ● iReady Reading/Math ● Raz-Kids ● Epic 	<p>Can be found under Class Link:</p> <ul style="list-style-type: none"> ● Prodigy ● Brain Pop Jr. ● Pebble Go ● iReady Reading/Math ● Raz-Kids ● Epic 	<p>Can be found under Class Link:</p> <ul style="list-style-type: none"> ● Prodigy ● Brain Pop Jr. ● Pebble Go ● iReady Reading/Math ● Raz-Kids ● Epic